

INSTRUCTION

Type MSW4-10

67264 04/14 - (LOA)



English

MSW4 is a gateway between the Comfort System4™ and a WiFi router. The Gateway features a graphical user interface, allowing you to remote control the functions of the Central Controller in the heating system, CS4™. Wireless communication with the Central Controller ensures simple installation. The Gateway is for wall mounting close to the router.

NOTE: The Gateway requires a Central Controller with software version 1.12 or newer.

PRODUCT PROGRAMME

MSW4-10: Ethernet Gateway to remote control the heating system, CS4™

WARNING – Important safety instructions

Never attempt to open the Gateway.

Disconnect the power supply before performing installation or maintenance work on the unit or its associated components. This control unit and its associated components can be installed by anyone. Electrical installation must be in accordance with relevant regulations.

INSTALLING THE GATEWAY

DO NOT open the Gateway.

1. Mount the Gateway on the wall. There are “keyholes” on the rear of the housing for screws – see the drilling template below for details.
2. Distance between the wall and the rear face of the screw head should be 3.5 mm.
3. Connect the cables as shown in the wiring diagram (fig. 1).

SETUP

1. Make sure the Central Controller is in “listening mode” (Press Menu/System settings/Add unit).
2. Switch on the power to the Gateway.
3. “Con” flashes on the Gateway.
4. “Adr/99” flashes. The Central Controller and the Gateway will display the assigned address. Must be 99.
5. “LAN” and the aerial symbol is displayed in the Gateway; Communication ok.
6. Readout the IP-address for the Gateway (IP₁, IP₂, IP₃, IP₄), by pressing the navigation buttons.
7. The Gateway is now ready to use via the web-server. Set the server to search for the IP-address of the Gateway. (See the User Manual for further information).

ERROR CODES

If a error occurs, the Gateway will display an error code as follows:

- Con: Searching for connection to the Central Controller.
 OFL: No connection to the network router.
 Err: The Central Controller does not support the Gateway (Software version too old).
 E6: Communication error. No connection to the Central Controller.

CE MARKING

According to the following directives: LVD 2006/95/EC, EMC 2004/108/EC, R&TTE 1999/5/EC.



CLASSIFICATION

The product is a Class II device (double insulated) and must be connected in the following way:

Input: Power supply.
 Ethernet (RJ45): For connection to router. Cable length must not exceed 3 metres. (See fig. 1).

ENVIRONMENT AND RECYCLING

Please help us to protect the environment by disposing of the packaging in accordance with the national regulations for waste processing.

RECYCLING OF OBSOLETE APPLIANCES



Appliances with this label must not be disposed of with general household waste. They must be collected separately and disposed of in compliance with local regulations.

TECHNICAL DATA

Gateway:

Supply voltage	9 VDC
Standby power	2.3 W
RF frequency band	868.3 MHz
RF-Transmission range.....	100 metres/open field
Ambient temperature	0/+40°C
Pollution degree.....	2
Enclosure rating.....	IP 20*
Dimensions.....	H/84, W/84, D/58 mm
Display.....	H/25, W/38 mm, segment
EU registered design	001534462-0001/2 to EN 60730-2-9

* IP 20 applies only to the complete product after mounting on wall.

Power unit:

Supply voltage.....	230 VAC ±10%, 50 Hz
Output voltage.....	9 VDC nominal
DC switch	2.0 mm centre hole (+) and 5.5 mm shell (-)
Overvoltage	Cat II
Current.....	500 mA

Network cable (RJ-45)

Category	Cat. 5
Length	0.5 m
Max. network cable length.....	3 m

The Gateway is maintenance free.

OJ ELECTRONICS A/S

Stenager 13B · DK-6400 Sønderborg
 Tel: +45 73 12 13 14 · Fax: +45 73 12 13 13
 oj@ojelectronics.com · www.ojelectronics.com

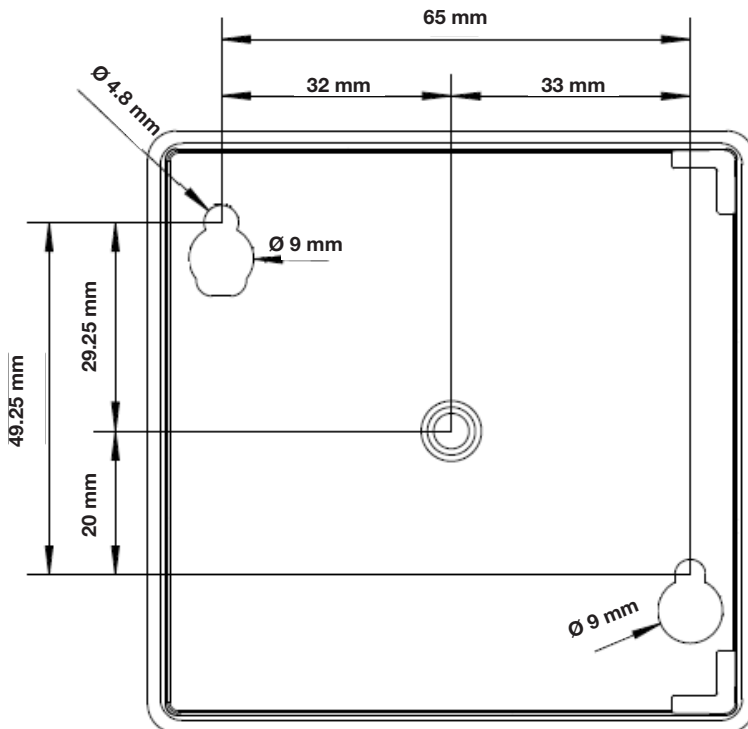


Fig. 1

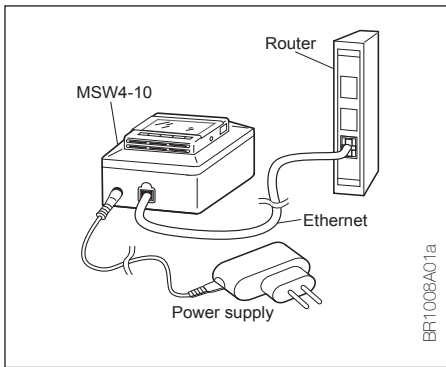


Fig. 2

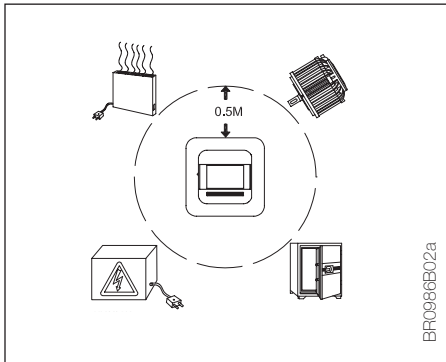


Fig. 3

EC DECLARATION OF CONFORMITY
No.: 1008

en

The undersigned, representing the following manufacturer

Manufacturer:	OJ ELECTRONICS A/S
Address:	Stenager 13B, 6400 Sønderborg, Denmark, tlf. (+45) 7312 1314.

Herewith declares that the product

Product identification: Control, temperature sensing
MSW4-10 CS4 wire connected gateway

Is in conformity with the provisions of the following EC directive(s)
(including all applicable amendments)



Reference n°	Title
2004/108/EC	EMC DIRECTIVE The European parliament and of the council of 15 December 2004 on the approximation of the laws of the Member States relating to electromagnetic compatibility and repealing Directive 89/336/EEC.
2006/95/EC	LOW VOLTAGE DIRECTIVE Council Directive 2006/95/EC of 12 December 2006 on the harmonization of the laws of Member States relating to electrical equipment designed for use within certain voltage limits
1999/5/EEC	R&TTE DIRECTIVE Directive of 9 March 1999 of the European Parliament and of the Council on Radio Equipment and Telecommunications Terminal Equipment and the mutual recognition of their conformity

Harmonized standards

N°	Issue	N°	Issue
EN 60730-1	2000	EN 300 220-2	V2.1.2
EN 60730-2-9	2010	EN 300 220-1	V2.1.1
		EN 301 489-3	V1.4.1
		EN 301 489-1	V1.8.1
		EN 50371	2002

The Notified Body
VDE Prüf- und Zertifizierungsinstitut, performed CENELEC and CB scheme.
Certificate VDE 40031522 (type: MSD4-1999xxxxx, Satellite Room thermostat)

Soenderborg, date 2013-08-27

(signature)

Approval Manager: Palle Jensen of the signatory empowered to bind OJ ELECTRONICS A/S

OJ ELECTRONICS A/S
Stenager 13B · DK-6400 Sønderborg
Tel.: +45 73 12 13 14 · Fax: +45 73 12 13 13
oj@ojelectronics.com · www.ojelectronics.com