


OJ Microline®

## OTD2-1655


**3**  
 YEAR warranty

THERMOSTATS FOR UNDERFLOOR HEATING

# Thermostat with wireless IR sensor

A thermostat capable of improving comfort by measuring the temperature of the floor surface using infrared light.

The thermostat has several advantages in comparison to traditional thermostats with embedded floor sensors.

- Modern and multiple designs.
- Colours variants.
- Easy installation:  
Only 18 mm installation depth.
- Quality terminals for easy fitting of wires.
- IR sensor for wall mounting.
- Lower installation costs – no need to embed sensor in floor.
- Floor surface temperature and room temperature measured by single unit.
- Particularly suitable for bathrooms.
- IR sensor can be placed up to 15 m from thermostat.
- 5-year battery life-time.
- Ideal for thermostat retrofits.
- Adaptive and self learning thermostat saving energy by use of PWM and PI regulation.

## PRODUCT PROGRAMME

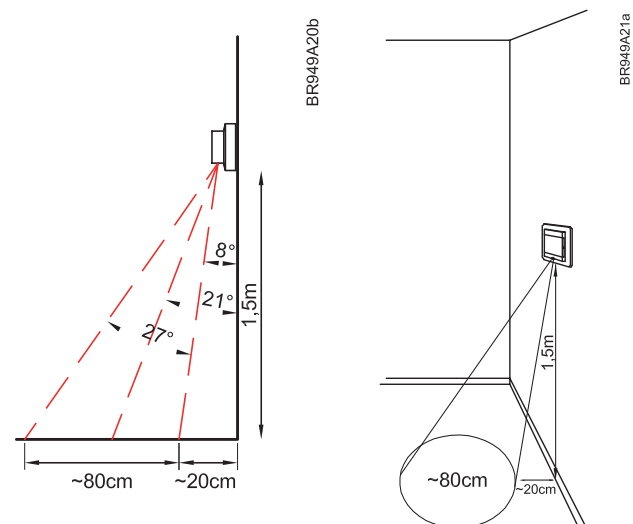
TYPE	PRODUCT	
OTD2-1655	Thermostat IP21 incl. IR floor sensor	White
OTD2-1655-E2	Thermostat IP21 incl. IR floor sensor	Anthracite-Alu

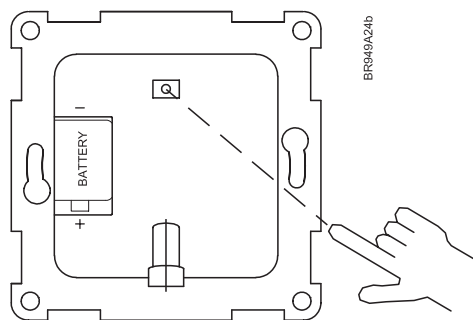
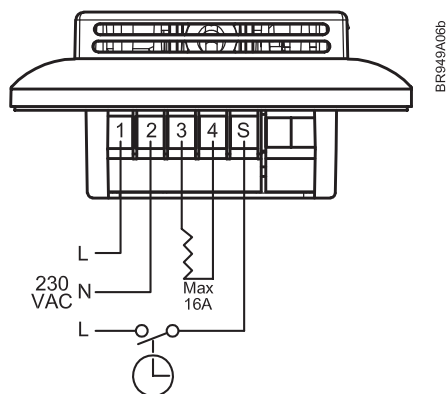
## Thermostat control

Electronic thermostat with IR sensor for more accurate measurement of floor surface temperature. With red LED indication of floor heating activity.

Must be installed at least 30 cm above floor level.

Measuring range of h x 0.7.





### Night setback

OTD2 has an adjustable night setback facility. The factory setting is +5°C but this can be adjusted between 2-8°C. Night setback is activated by sending a signal from an external timer or similar.

### Frost protection

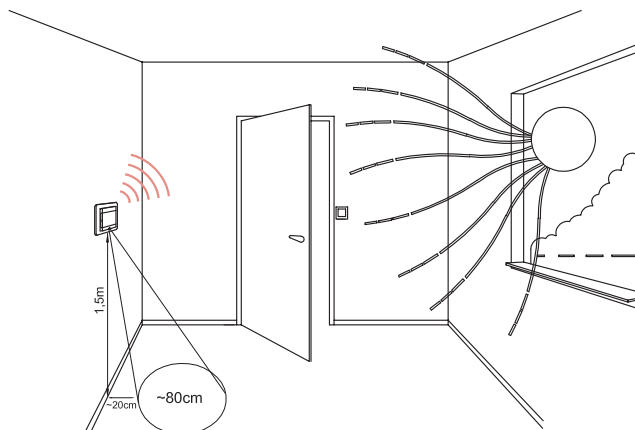
OTD2 also has a frost protection facility, which is particularly useful for preventing frost damage in summer cottages, cabins and the like. The factory setting is +5°C but this can be adjusted between 5-10°C.

### Setting the thermostat

The thermostat is easily set using the buttons behind the front cover. The temperature can be set between +5°C and +40°C.

### Positioning the infrared sensor

The sensor should be installed either together with the thermostat about 1.5 meters above the floor surface or up to 15 metres away from the thermostat at a minimum of 30 cm above the floor surface. The sensor must never be installed behind curtains.



### TECHNICAL DATA

Supply voltage	230 V AC $\pm$ 15% 50/60 Hz
Output relay	16 A, 3600 W ohmic load or 1 A inductive load
Built-in circuit breaker	2-pole, 16 A
Setting range	+5/+40°C
Temperature range	Min./max.
Ambient temperature	0/+40°C during operation
On/off hysteresis	0.4°C
Enclosure	IP21
Sensor type	Wireless IR sensor
Frequency band	433 MHz
RF transmission range	Up to 15m in open air
Dimensions (H/W/D)	80/80/48 mm
Display (H/W)	25/22 mm
Battery	CR123A (5-year life-time)

